

# TUBES

Ø50



Ø40



Ø30







**MAKE  
YOUR OWN  
TUBE!**

[mixandmatch.albea-group.com](http://mixandmatch.albea-group.com)

LAMINATE BODY STOCK

PE white or clear  
PE  
Copolymer  
Aluminium or EVOH  
Copolymer  
PE



-  = Screw-on heads / shoulders & caps
-  = Dispensing flip-top caps
-  = Cannula heads / shoulders & caps
-  = Peel Seal Available (foil seal over orifice)

Ø32



Ø35



Ø38



Ø40



Ø22



Ø25



Ø28



Ø30



## LAMINATE TUBES

### DISPENSING FLIP-TOPCAPS

TUBE Ø (mm)	TUBE STRUCT.	HEAD ORIFICE (mm)	CAP DESCRIPTION	CAP ASPECT	PEEL SEAL
22	ABL	2/3/4/74/81	Flower pot	R	YES
			Full diameter	G	YES
25	ABL/PBL	2/3/4/74/78/81	Flower pot	R	YES
			Full diameter	G	YES
30	ABL/PBL	2/3/4/74	Flower pot	R	YES
			Full diameter	G	YES
32	ABL	81	Flower pot	R	YES
35	ABL/PBL	2/3/4/77/78/81	Flower pot	R	YES
			Full diameter	G	YES
38	ABL	72	Flower pot	R	YES

S13 SCREW CAPS

### PUSH PONEHEADS & CAPS

TUBE Ø (mm)	TUBE STRUCT.	HEAD ORIFICE (mm)	CAP DESCRIPTION	CAP ASPECT	PEEL SEAL
28	ABL	9.1	Push pone cap	G	NO
30	ABL	9.1	Push pone cap	G	NO
32	ABL	9.1	Push pone cap	G	NO
35	ABL/PBL	9.1	Push pone cap	G	NO
38	ABL	9.1	Push pone cap	G	NO

PUSH PONE CAP

### DISPENSING FLIP-TOPCAPS

TUBE Ø (mm)	TUBE STRUCT.	HEAD DESIGNATION	CAP ORIFICE (mm)	CAP ASPECT
22	ABL	S13	77/8	R
25	ABL/PBL	S13	77/8	R
30	ABL/PBL	S13	77/8	R
32	ABL	S13	77/8	R
35	ABL/PBL	S13	77/8	R
38	ABL	S13	77/8	R

S13 SMALL FLIP-TOP NON ORIENTED

FULL DIAMETER SCREW-ON FLIP-TOP NON ORIENTED

25	ABL/PBL	S13	3	G.M
35	ABL/PBL	S13	45/5	G.M
40	PBL	M15	15/45/5	G.M

SNAP-ON FLIP-TOP ORIENTED

50	PBL	Snap on shoulder	15/3/5	G.M
----	-----	------------------	--------	-----

OVAL SNAP-ON FLIP-TOP ORIENTED

30	PBL	Snap on shoulder	2/3/4/55	G.M
40	PBL	Snap on shoulder	2/3/4/55	G.M

## CAPACITY

### CYLINDRICAL TUBES

Tube Ø (mm)	Capacity (ml)															
	10	15	20	25	30	40	50	60	75	100	125	150	175	200	250	300
	Sleeve Length (mm)															
22	75	76		83		124	145									
25		95	95	95	105	111	124	136	145							
28								108		171						
30					91	105	122	122		154	162					
32											167	171				
35						98	114	117		133	148	167	176	200		
38												176	176	200		
40						97	97		115	145						
50										117		143	162	186	200	
	OVAL TUBES															
30					91	105	122	122		154	162					
40						97	97		115	145						

note : \* Sleeve lengths in table are based on commonly use in market  
\* Available sleeves length are in the range 75-200mm